




Wall (Corner Shape) Floor Expansion Joint Profile

Product Information

Product Model	WSL-C
Product Type	Wall (Corner shape) Expansion Joint Cover
Material	Aluminum Alloy 6063 T6
Finish	Mill finish

The WSL-C Wall-to-Wall (Corner) Expansion Profile is a versatile solution meticulously crafted to effectively cover expansion joints in diverse applications. This innovative design incorporates two precision-engineered rubber gaskets, ensuring a seamless, scratch-free connection for the center plate.


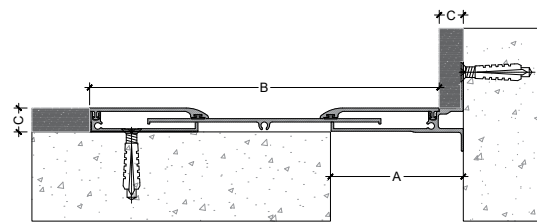
Features and Benefits

- 
Versatile Design
 Suitable for various expansion joint applications
- 
Easy Assembly
 Simple setup with cover plate and upper profiles
- 
Customizable
 Available in various sizes to accommodate different expansion joint dimensions
- 
Durable
 Constructed from high-quality materials for long-lasting performance
- 
Corrosion Resistance
 Resistant to rust and corrosion

Maintenance

- > Regularly inspect the expansion joint cover for signs of damage or wear.
- > Clean with mild soap and water as needed to maintain appearance.

Code	Gap width A(mm)	Visible width B(mm)	Installation height C(mm)	Total Movement
WSL 25C	25	135	18	45mm (+30 -15)
WSL 35C	35	145	18	55mm (+30 -25)
WSL 50C	50	160	18	80mm (+40 -40)
WSL 75C	75	185	18	80mm (+40 -40)
WSL 100C	100	263	18	130mm (+65 -65)
WSL 150C	150	313	18	130mm (+65 -65)
WSL 200C	200	363	18	130mm (+65 -65)
WSL 250C	250	413	18	130mm (+65 -65)



Length	Standard length: 3 meters.
Fire Rating	ASTM E84 Class A.
Installation	: Please follow the installation instructions provided in the J-CAP installation guide.